

Valves series A1

1/8", 3/2, manually operated



Executions			
Version	Symbol	Code	Item
3/2 NC side lever, 1 position		034071	A1MA130LL
3/2 side lever, 2 positions		034070	A1MA132LL
3/2 top lever, 2 positions		034082	A1MA132LT
3/2 NC push-pull, 1 position		034083	A1MA130TT
3/2 push-pull, 2 positions		034084	A1MA132TT
3/2 NC red head push button, 1 position		034085	A1MA130FR
3/2 NC green head push button, 1 position		034086	A1MA130FV
3/2 NC black head push button, 1 position		034087	A1MA130FN
3/2 NC red recessed button, 1 position		034088	A1MA130BR
3/2 NC green recessed button, 1 position		034089	A1MA130BV
3/2 NC black recessed button, 1 position		034090	A1MA130BN



Series of spool valves, with static seals, high flow, for panel or sub-base mounting.

Code key

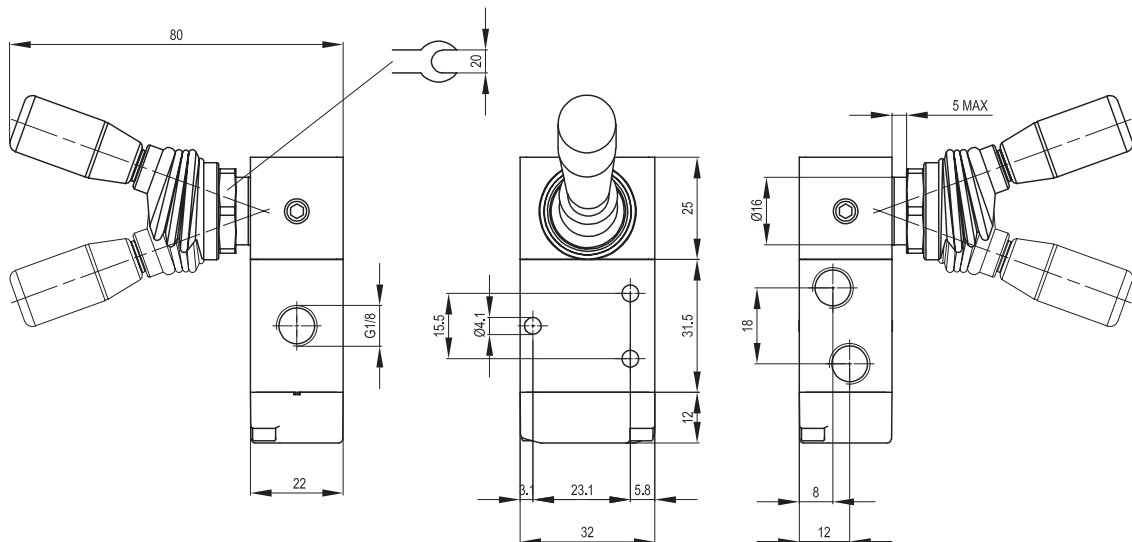
Series	Actuation	Size	Function	Actuation
A1	MA=Manual	1 = 1/8" 2 = 1/4"	30 = 3/2 NC spring return 32 = 3/2 two stable positions 50 = 5/2 spring return 51 = 5/2 two stable positions 70 = 5/3 CC spring return 71 = 5/3 CA spring return 72 = 5/3 CP spring return 73 = 5/3 CC 3 positions 74 = 5/3 CA 3 positions 75 = 5/3 CP 3 positions	LL = side lever LT = top lever TT = push-pull FR = red head push button FV = green head push button FN = black head push button BR = red recessed button BV = green recessed button BN = black recessed button



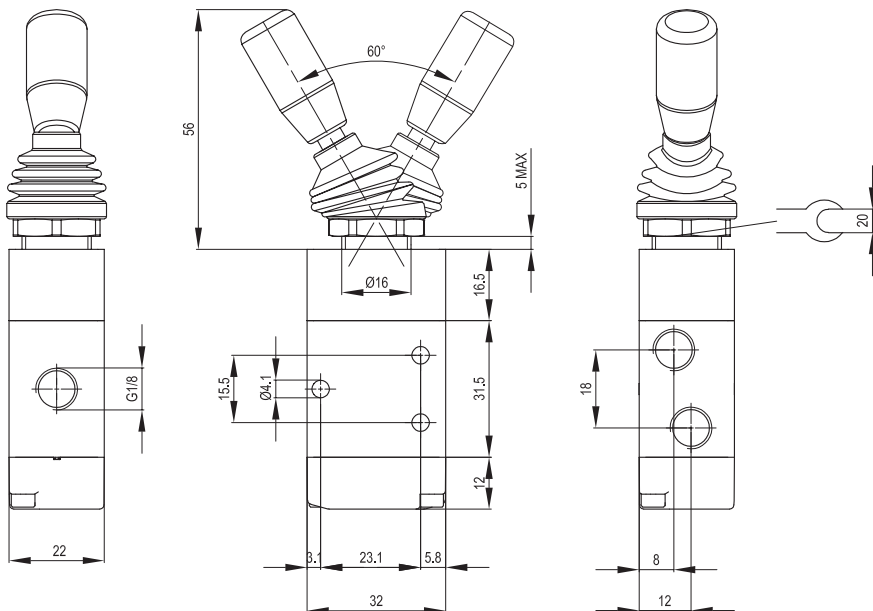
On request, they can be supplied according Directive 94/9/EC - **ATEX**
CE **II 2 GDc T5**

Technical data	
Fluid	Compressed filtered air with or without lubrication
Pressure range	0 ÷ 10 bar
Temperature range	-10 °C ÷ + 80°C
Orifice	6,5 mm
Flow	650 NI/min at 6 bar with ΔP 1 bar
Mounting	In any position
Materials	Body: Aluminium Cover: Aluminium Bottom plates: Plastic Spool: Chemical nickel plated aluminium Distancers: Plastic Seals: Nitrile rubber (NBR) Lever: Steel

Valves series A1
 1/8", 3/2, manually operated

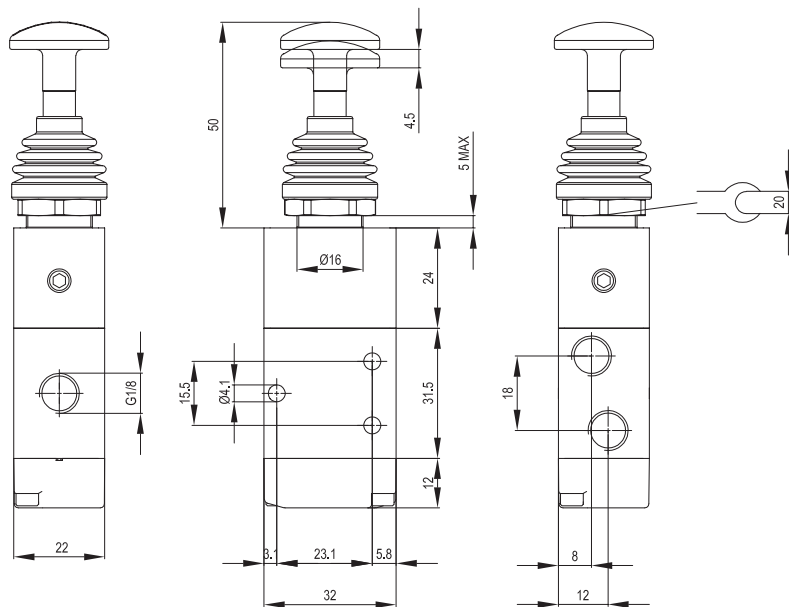


Version	Symbol	Code	Item
3/2 NC side lever, 1 position		034071	A1MA130LL
3/2 side lever, 2 positions		034070	A1MA132LL



Version	Symbol	Code	Item
3/2 top lever, 2 positions		034082	A1MA132LT

Valves series A1
1/8", 3/2, manually operated



Version	Symbol	Code	Item
3/2 NC push-pull, 1 position		034083	A1MA130TT
3/2 push-pull, 2 positions		034084	A1MA132TT

Version	Symbol	Code	Item
3/2 NC red head push-button, 1 position		034085	A1MA130FR
3/2 NC green head push-button, 1 position		034086	A1MA130FV
3/2 NC black head push-button, 1 position		034087	A1MA130FN

Valves series A1
1/8", 3/2, manually operated



Version	Symbol	Code	Item
3/2 NC red recessed button, 1 position		034088	A1MA130BR
3/2 NC green recessed button, 1 position		034089	A1MA130BV
3/2 NC black recessed button, 1 position		034090	A1MA130BN